

89°W

88°W

30°N

30°N

29°N

29°N

### SEAMAP 2011

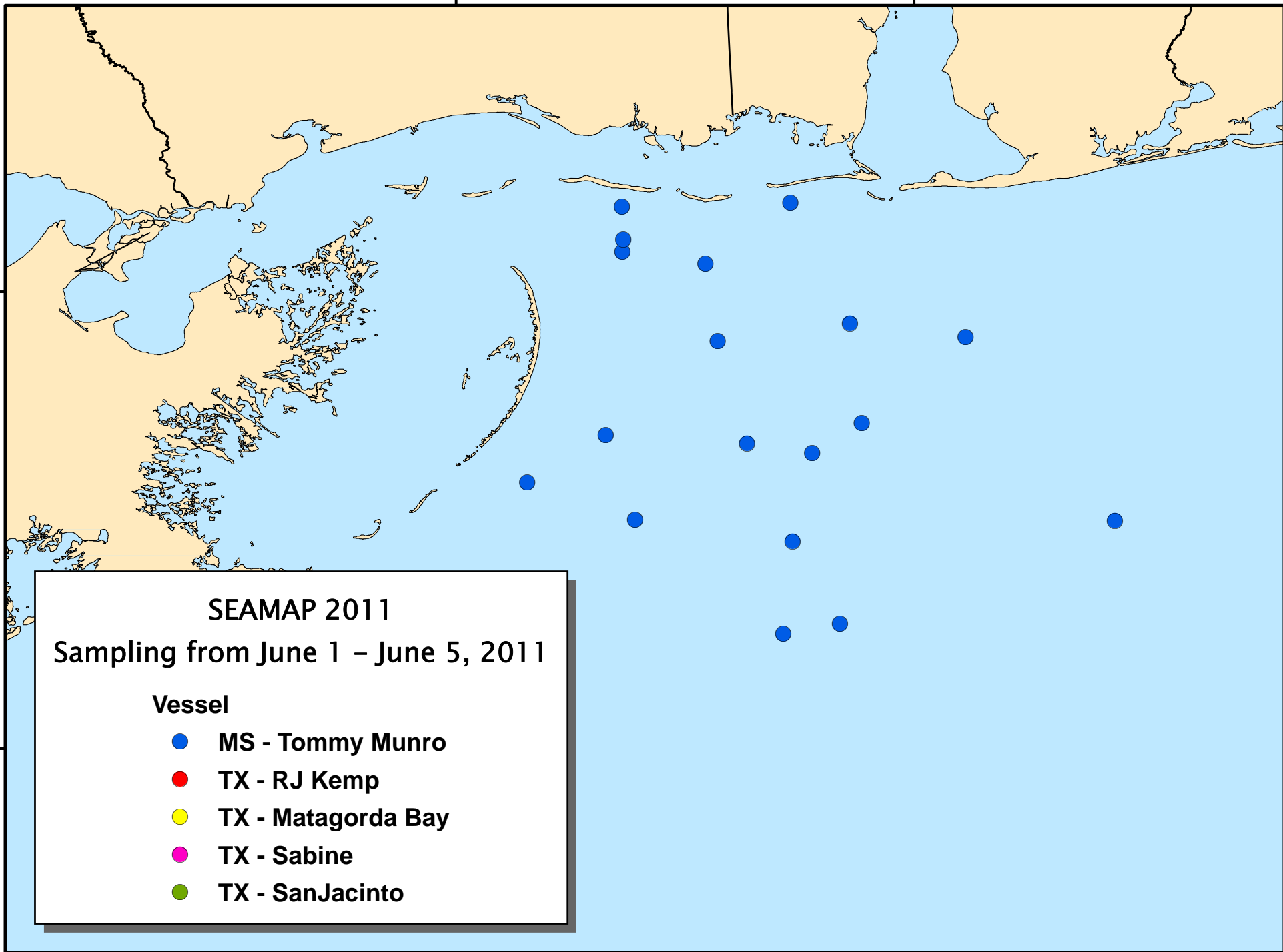
Sampling from June 1 - June 5, 2011

#### Vessel

- MS - Tommy Munro
- TX - RJ Kemp
- TX - Matagorda Bay
- TX - Sabine
- TX - SanJacinto

89°W

88°W



89°W

88°W

30°N

30°N

29°N

29°N

89°W

88°W

### SEAMAP 2011

Sampling from June 1 - June 5, 2011

Brown Shrimp Catch Pounds Per Hour

- 0.1 - 1.0
- 1.1 - 3.3
- 3.4 - 6.3
- 6.4 - 10.2
- 10.3 - 20.6

0.7

7.7

6.3

2.4

0.4

1.4

0.1

10.2

1.0

4.8

89°W

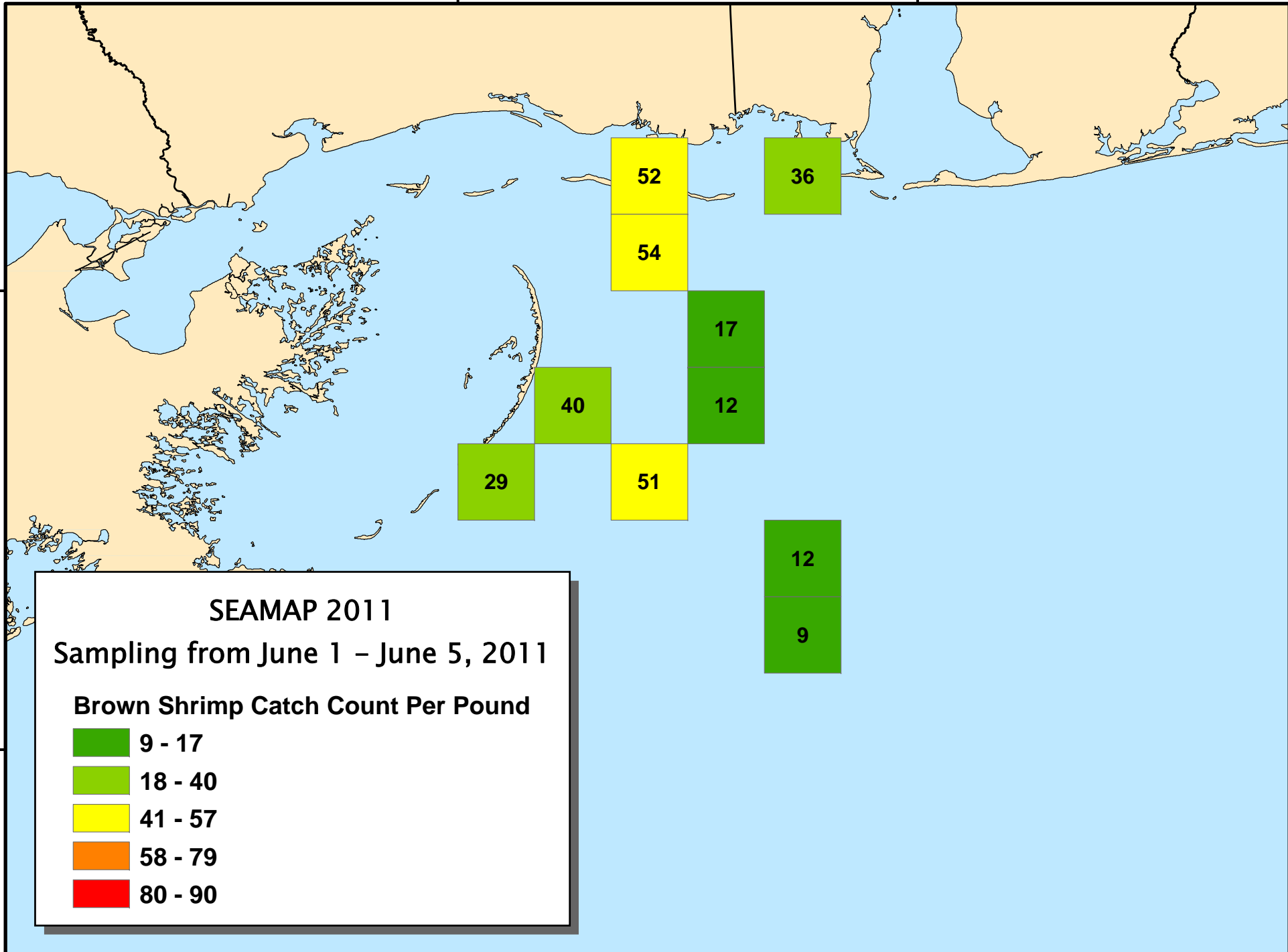
88°W

30°N

30°N

29°N

29°N



### SEAMAP 2011

Sampling from June 1 - June 5, 2011

Brown Shrimp Catch Count Per Pound

9 - 17

18 - 40

41 - 57

58 - 79

80 - 90

52

36

54

17

12

40

29

51

12

9

89°W

88°W

89°W

88°W

30°N

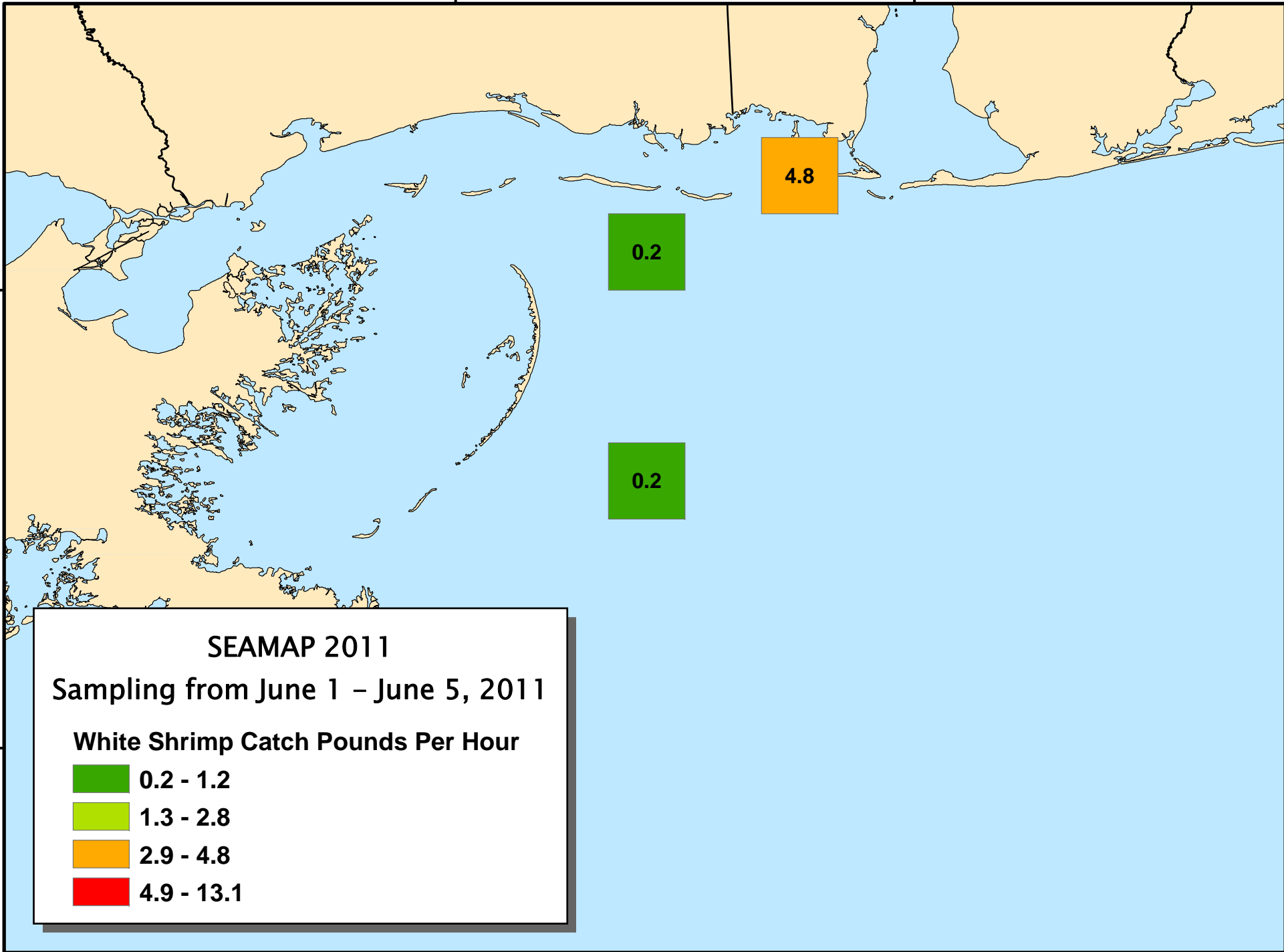
30°N

29°N

29°N

89°W

88°W



89°W

88°W

30°N

30°N

29°N

29°N

89°W

88°W

### SEAMAP 2011

Sampling from June 1 – June 5, 2011

White Shrimp Catch Count Per Pound

8

9 - 10

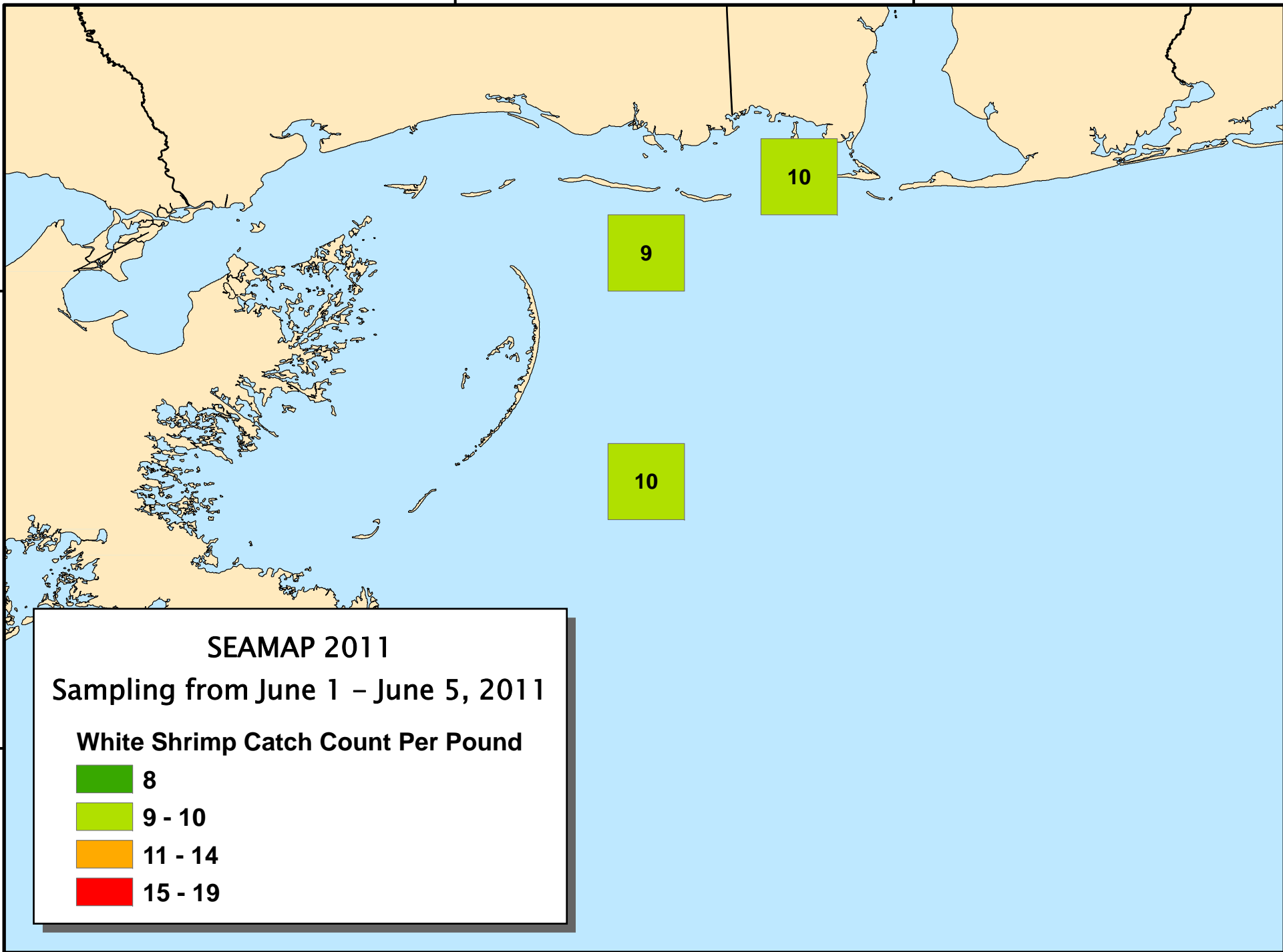
11 - 14

15 - 19

9

10

10



89°W

88°W

30°N

30°N

29°N

29°N





89°W

88°W

### SEAMAP 2011

Sampling from June 1 – June 5, 2011

Pink Shrimp Catch Pounds Per Hour

-  0.1
-  0.2 - 0.4
-  0.5 - 0.8
-  0.9 - 4.9

0.1

0.4

0.8

0.3

89°W

88°W

30°N

30°N

29°N

29°N

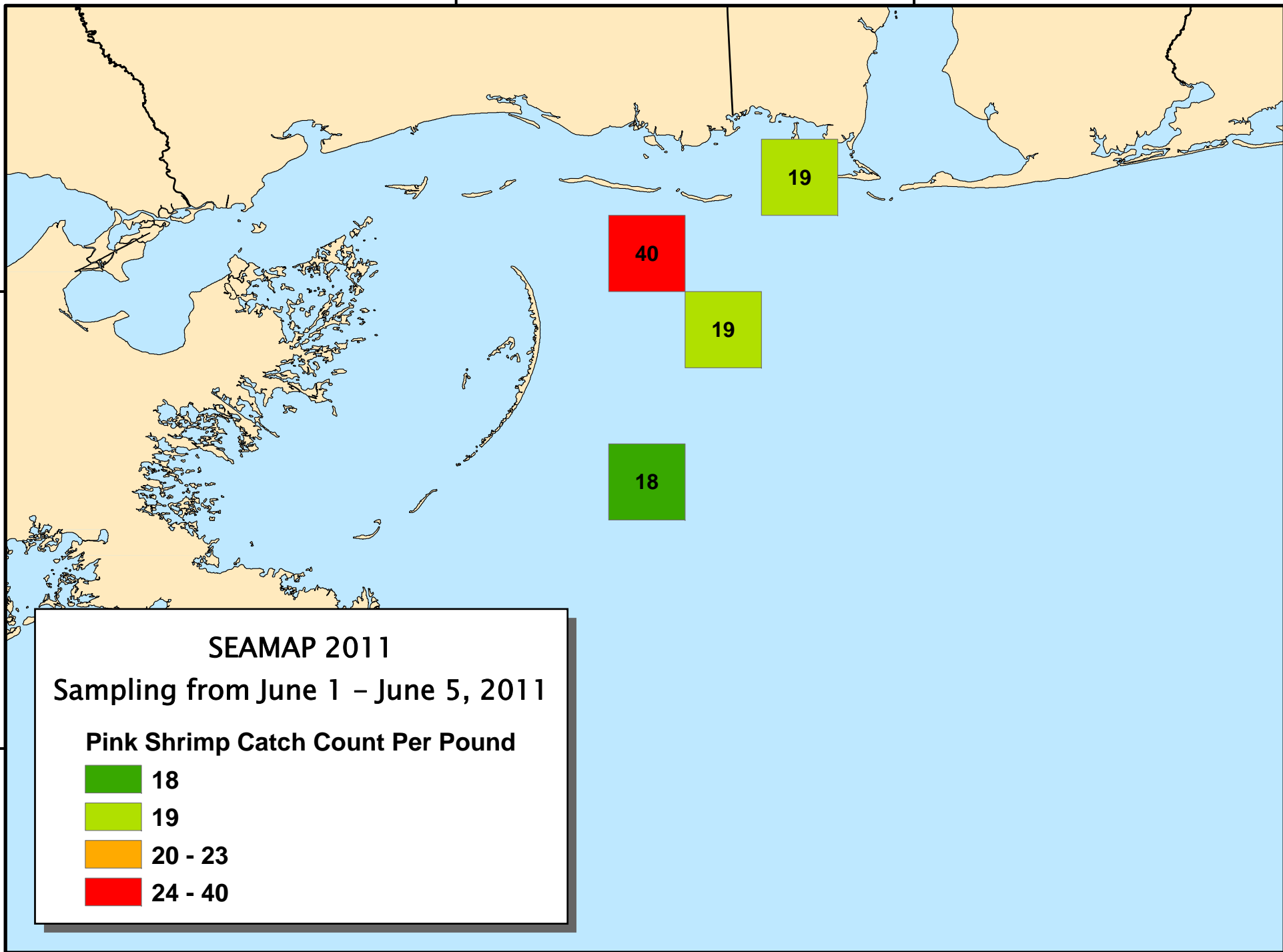
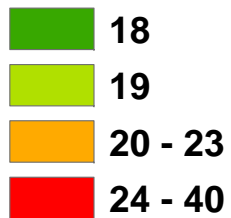
89°W

88°W

### SEAMAP 2011

Sampling from June 1 – June 5, 2011

Pink Shrimp Catch Count Per Pound



89°W

88°W

30°N

30°N

29°N

29°N

89°W

88°W


### SEAMAP 2011

Sampling from June 1 - June 5, 2011

Total Catch Pounds Per Hour

 2 - 61

 62 - 217

 218 - 372

 373 - 785

 786 - 1487

2

99

175

8

159

785

217

23

372

61

18

568

149

25

754

1487



